



**GOVERNMENT OF INDIA
MINISTRY OF LABOUR & EMPLOYMENT
LABOUR BUREAU**

'CLEREMONT', SHIMLA-171004

DATED: 31st August, 2021

F.No. 5/1/2021-CPI

Press Release

Consumer Price Index for Industrial Workers (2016=100) – July, 2021

The Labour Bureau, an attached office of the M/o Labour & Employment, has been compiling Consumer Price Index for Industrial Workers every month on the basis of retail prices collected from 317 markets spread over 88 industrially important centres in the country. The index is compiled for 88 centres and All-India and is released on the last working day of succeeding month. The index for the month of July, 2021 is being released in this press release.

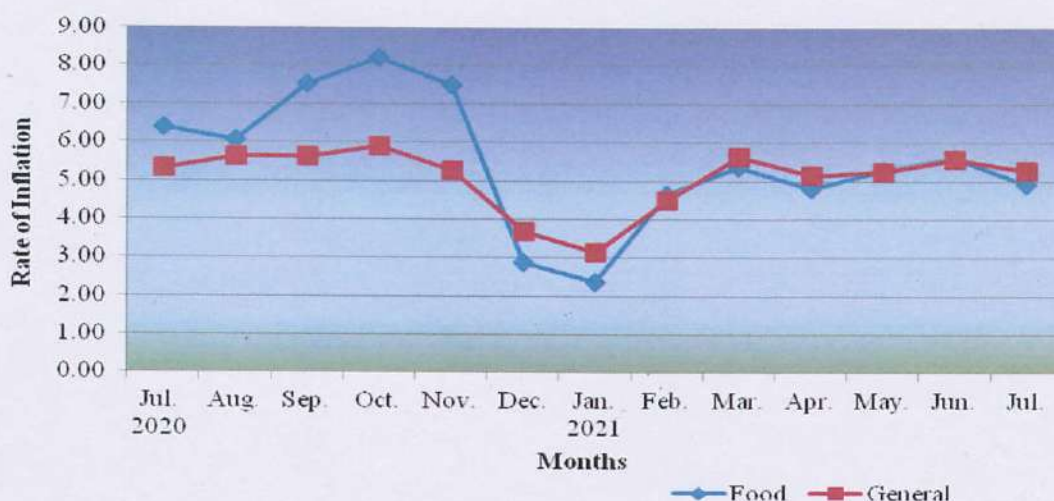
The All-India CPI-IW for July, 2021 increased by 1.1 points and stood at 122.8 (one hundred twenty two and point eight). On 1-month percentage change, it increased by 0.90 per cent with respect to previous month compared to an increase of 1.20 per cent recorded between corresponding months a year ago.

The maximum upward pressure in current index came from Miscellaneous group contributing 0.42 percentage points to the total change. At item level, Dairy Milk, Poultry/Chicken, Mango, Carrot, Cauliflower, Onion, Tomato, Cooking Gas, Doctor's/ Surgeon's Fee, Medicines Allopathic, Auto Rickshaw/Scooter Fare, Bus Fare, Rail Fare, Petrol for Vehicle, Housing, etc. are responsible for the rise in index. However, this increase was largely checked by Fish Fresh, Edible Oil, Pomegranate/Anar, Lemon, etc. putting downward pressure on the index.

At centre level, Yamunanagar recorded maximum increase of 4.7 points followed by Goa, Nagpur and Belgaum with 3.7 points, 3.6 points and 3.0 points respectively. Among others, 9 centres observed an increase between 2 to 2.7 points, 32 centres between 1 to 1.9 points and 34 centres between 0.1 to 0.9 points. On the contrary, Sibsagar recorded a maximum decrease of 1.0 point. Among others, 6 centres observed a decline between 0.1 to 0.9 points. Rest of 2 centres remained stationary.

Year-on-year inflation for the month stood at 5.27 per cent compared to 5.57 per cent for the previous month and 5.33 per cent during the corresponding month a year before. Similarly, Food inflation stood at 4.91 per cent against 5.61 per cent of the previous month and 6.38 per cent during the corresponding month a year ago.

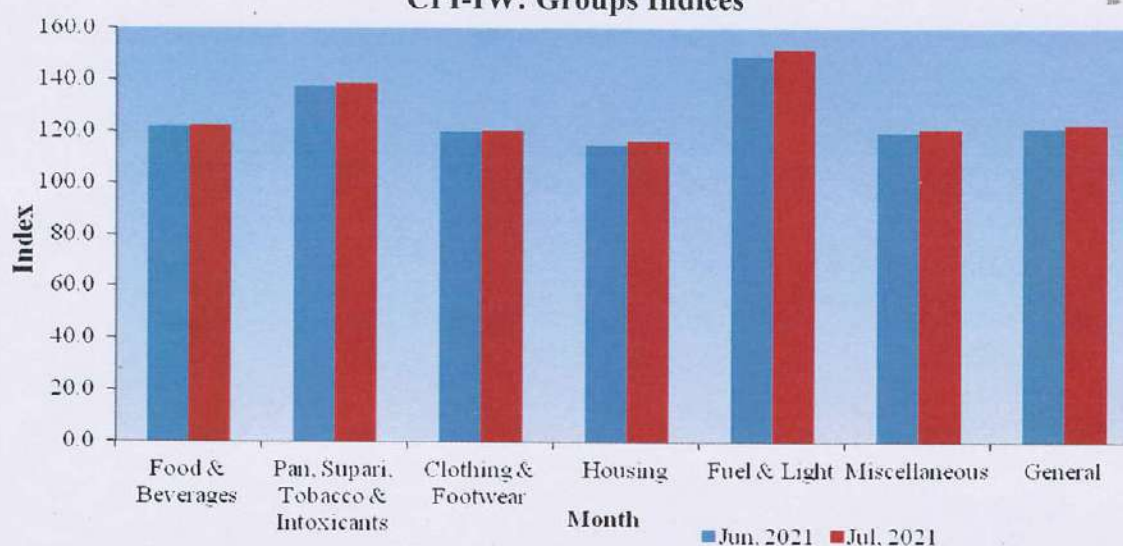
Y-o-Y Inflation based on CPI-IW (Food and General)




All-India Group-wise CPI-IW for June and July, 2021

Sr. No.	Groups	June, 2021	July, 2021
I	Food & Beverages	121.8	122.4
II	Pan, Supari, Tobacco & Intoxicants	137.9	138.9
III	Clothing & Footwear	120.1	120.8
IV	Housing	115.2	116.8
V	Fuel & Light	149.6	152.0
VI	Miscellaneous	119.7	121.1
	General Index	121.7	122.8

CPI-IW: Groups Indices



The next issue of CPI-IW for the month of August, 2021 will be released on Thursday, 30th September, 2021. The same will also be available on the office website www.labourbureaunew.gov.in.


(Shyam Singh Negi)
Deputy Director General