

File No. 1(2)/2023-P&PW(H)
Government of India
Ministry of Personnel, PG & Pensions
Department to Pension & Pensioners' Welfare

3rd floor, Lok Nayak Bhawan
Khan Market, New Delhi
August 9, 2023

OFFICE MEMORANDUM

Subject: Comprehensive Guidelines for the Nation-wide Digital Life Certificate Campaign 2.0, November 1-30, 2023

The undersigned is directed to say that submission of Life Certificate is an important activity to be carried out by pensioners every year in the month of November (with special provision for pensioners aged 80 years and above to submit their Life Certificates in the month of October) to ensure continuity of their pension.

2. To enhance 'Ease of Living' of Central Government pensioners, this Department engaged with UIDAI & MeitY to develop a Face-Authentication technology system based on UIDAI Aadhaar database whereby it is possible to submit Life Certificate from any Android based smart phone. This is in addition to giving Life Certificate using a bio-metric device on the Jeevan Pramaan App, Video-KYC, LC through the Gramin Dak Sevaks by using the App of India Post Payments Bank and Door-step service by the consortium of Public Sector Banks.

3. With a view to spread awareness amongst all the Central Government pensioners as well as the Pension Disbursing Authorities for use of DLC through Face Authentication Technology, DoPPW launched a nation-wide campaign in 37 cities in collaboration with SBI, PNB, Pensioners' Associations, UIDAI & MeitY in the month of November 2022. This campaign resulted into use of DLC by approx. 35 Lakh out of 69.8 Lakh Central Government Pensioners across India.

4. DoPPW shall now be conducting a Nation-wide DLC Campaign 2.0 in 100 cities of India, where there is a significant presence of Central Government Pensioners, from 1st to 30th November, 2023. The objective of this Campaign is to promote increased use of Face Authentication Technology and DLC modes with a target of 50 Lakh Central Government Pensioners across India. **The SOP regarding the technique of issuing DLC through Face Authentication is attached for reference.**

5. In order to conduct this Campaign, DoPPW shall obtain the support of the following stake-holders:

- Pension Disbursing Banks
- Pensioners' Associations
- Ministry of Defence, Postal & Railways (for their own pensioners)
- PIB & DD (for media support)

- UIDAI & MeitY (for technical support)

6. **Nation –wide DLC campaign 2.0 Features:**

- There shall be a common All-India banner of the Nationwide DLC Campaign to be shared separately by DOPPW.
- DoPPW shall nominate its Nodal officers for each State; these Nodal Officers shall tie up with the Campaign Nodal officers of the different stake-holders, as given above for the respective States/UTs.
- The 100 cities have been identified and multiple locations within each city will be identified in consultation with the stakeholders.
- Camps will be organized at the identified multiple locations in each city, shortlisted for the Campaign by the banks/establishments.
- Each Bank shall nominate its nodal officers for each State/UT who shall coordinate with the Bank's nodal officer for each city for the Campaign. DoPPW shall coordinate with the State Nodal Officers only.
- M/o Defence, Railway, Posts & Telecom shall appoint their own Nodal Officers.
- UIDAI and MeitY shall also nominate Nodal officers for technical support for each State/UT.
- PIB & DD shall nominate its Nodal officers for publicity in each State/UT.
- From September, 2023, onwards wide publicity is to be carried out through social media, print media, banks and registered pensioners' associations.
- The Banks/Establishments associating for the Campaign in a particular State shall hold camps on designated days of November. In addition camps will also be held on other days by all Bank branches for the Pensioners reaching Banks.
- MeitY shall be roped in for utilizing its software to give real-time inputs on the progress of the Campaign.
- A Social Media group of all the Nodal officers shall be created by DOPPW for real-time sharing of information during the Campaign.

7. A separate **DLC portal** with URL <https://ipension.nic.in/dlcportal/> has been created wherein details of Nodal Officers at State and City level shall be registered. All inputs related to the Campaign such as URLs of tweets and PIB notes/ press releases are to be entered in this portal. The user manual for the DLC Portal is attached for reference.

8. **Pre-Campaign Preparation Phase (August 1 - August 30, 2023)**

- Nomination of Nodal officers by DoPPW, all Banks, Defence (SPARSH), UIDAI, MeitY, PIB and DD.
- State-wise meetings of all the stake-holders for the identified 100 cities with DoPPW officials.
- Training of Nodal officers, Bankers & Training of trainers by DoPPW/ UIDAI/ MeitY on DLC through Face authentication and DLC Portal.

9. **Campaign Period activities (1st November – 30th November, 2023)**

- Launch of Nationwide DLC Campaign 2.0 on 1st November, 2023 under the auspice of Hon'ble Dr. Jitendra Singh, MOS.
- DLC camps in 100 cities as per schedule from Nov 1-10, 2023 when the maximum rush is expected; thereafter the Banks/Establishments shall keep the facility open.
- Visit of DoPPW nominated officials to different locations to monitor & inspect the drive.
- Daily updation of data centrally by MeitY of the progress of the DLC Campaign in a pre-determined format to be intimated separately.
- Release of PIB note and tweets for each location in every city by respective nodal officers. This shall be monitored by the DoPPW official in-charge of that particular State/UT.
- Mid – Campaign Press conference by DOPPW on 15th November 2023.
- Sharing of PIB notes, tweets links, DD coverage on Campaign by the Nodal officers on the portal/social media group.
- End of Campaign Press conference by DOPPW on 30th November.
- Release of Nation – Wide DLC campaign booklet by DOPPW.

10. **Role of different stake-holders w.r.t. the Nationwide DLC 100 City Campaign:**

➤ **Role of Department of Pension & Pensioners' Welfare**

- Issue letters to all stake-holders containing details of the campaign.
- Nomination of Nodal Officers for each State/UT.
- Co-ordination meetings with all stake-holders in different States/UTs including with the Registered Pensioners' Associations.
- Creation & monitoring of the Nationwide DLC Campaign 2.0 Portal for upload of details of Nodal Officers.
- Creation of a social media group comprising all the nodal officers for posting of pictures of different site locations and number of tweets.
- Provide a MIS format to MeitY for real-time updates with regard to the Campaign.
- Training of different stake-holders along with MeitY & UIDAI officials in Face Authentication and DLC methods.
- Conduct an awareness drive at the appropriate time through newspapers, television, FM radio, Social media, SMS messages, Short films regarding the DLC campaign.

➤ **Role of Pension Disbursing Banks**

- A nodal officer, not below the rank of Chief General Manager/General Manager, to be nominated for the Nation-wide DLC Campaign.
- State/ UT wise sub-nodal officers, not below the rank of AGM, to be nominated for each State/ UT where bank has been identified as lead bank.
- Shortlist multiple branches in the concerned cities for holding the Campaign.
- Conduct an awareness drive of the Nationwide DLC Campaign using a uniform common Banner at their locations and publicize the event through social media, SMS to Pensioners and other means such as posters at Digihuts, ATMs and prominent branches.

- Dedicated staff at all branches (even though not part of DLC campaign selected cities/locations) should be equipped with an Android phone to use this technology when pensioners visit the branch for submission of DLC certificate.
- Printout of successful submission of DLC screenshot may be provided to pensioners.
- Effort may be made to encourage pensioners to download Face authentication apps in their mobile so that they learn technology themselves.
- Coordinate with the designated DoPPW, UIDAI, MeitY, PIB & DD Officials for the event as well as the registered Pensioners' Associations in their jurisdiction.
- Conduct a daily exercise to ensure that all DLCs submitted have been processed and confirmation SMS sent to the Pensioner.
- Inspect their software prior to the campaign for auto-consumption of the DLC reaching their servers through UIDAI.
- Inspect their software for enabling LC through Video KYC method.
- Women and sick Pensioners should be given highest priority.
- Prepare an exception check-list of the Pensioners in the select cities who have not given LC by November 15, 2023 and send reminder SMS.
- Prepare for providing doorstep LC facility to those Pensioners who are unable to visit centers due to age/infirmity.
- No pensioner wanting to give a physical LC should be turned back.
- Instructions to be given to their International Banking Divisions to give a similar treatment to Pensioners settled abroad and visiting their centers for giving LC.
- PIB note, Tweets and media coverage should be given to each event and DOPPW twitter handle to be tagged. Short videos of 30 seconds may be taken of pensioners above age of 90 years generating their DLC.
- Prepare a media plan of the Campaign and send pictures to DoPPW on the mail ID doppw-dlc@gov.in

➤ **Role of Pensioners' Welfare Associations**

- PWAs to nominate officials to make home/hospital visits for Pensioners who are unable to move to Campaign locations
- Conduct a rigorous awareness drive of the Campaign among all their members as well as apprise their RWAs (Resident Welfare Associations) regarding the Campaign and the Face Authentication methodology for giving LC.
- Coordinate with the local Bank/Defence (SPARSH)/PIB officials for conducting a seamless DLC Nationwide campaign.
- Report to the concerned DoPPW official of the State about any local issues being faced by the Pensioners in giving LC.
- Prepare a media plan of the Campaign and send pictures to DoPPW on the mail ID doppw-dlc@gov.in

➤ **Role of Ministry of Defence (SPARSH)**

- A Nodal officer may be nominated, not below the rank of Dir/DS/Dy.CGDA for coordination at central level. Sub-Nodal officers to be nominated for each state/

UT/Command, not below the rank of Dy.CDA, where the camp is being held for SPARSH pensioners and details of the nodal officers to be uploaded on the portal.

- Wide publicity should be given to this campaign by spreading awareness through banners, social media, SMS and Sainik Welfare Boards.
- A dedicated person should be equipped with an Android phone for issue of Digital Life Certificate of the pensioners visiting the camp.
- Additional facilities like free medical checkup (tests more relevant to senior citizens), Aadhaar Updation, engagement with NGOs working with senior citizens can also be arranged, if desired, by the Ministry.
- Conduct a proper awareness drive regarding the different methods available to Defence Pensioners of submitting LC.
- Uniform Nationwide DLC Campaign 2.0 Banner to be displayed at all locations for publicity.
- Gear up SPARSH centers for the Campaign and enable Face Authentication technology for DLC in SPARSH.
- Advise Zila Sainik Welfare Boards to conduct the Campaign in their area of operation in the select cities.
- Advise their registered Pensioners' Associations to help Defence Pensioners to give DLC.
- Organize home visits for those Defence Pensioners who are unable to visit the centers.
- Position grievance officers in all the centers and also provide a helpline for the Defence Pensioners who face issues in giving LCs.
- Review the DLC position on November 10, 2023 and send reminder SMS to those Defence Pensioners who have not yet given LCs.
- Prepare a media plan of the Campaign and send pictures to DoPPW on the mail ID doppw-dlc@gov.in
- Short videos of 30 seconds may be taken of pensioners above age of 90 years submitting DLC.

➤ **Role of UIDAI**

- A Nodal officer may be nominated for month long campaign.
- Nominate Nodal officers State-wise who shall be providing technical support in the select cities and centres on phone and physically where ever possible.
- Set-up helplines for giving technical support wherever issues are faced in DLC.
- Ensure a robust software for seamless conduct of the Nationwide DLC Campaign 2.0
- Arrange Aadhaar updation Camps at the Campaign Centres wherever possible to additionally help Pensioners in updating their Aadhaar details.
- Coordinate with the DoPPW officials incharge of the Campaign in the region.

➤ **Role of Jeevan Pramaan Team, MEitY**

- Nominate a team centrally for coordinating with DoPPW Officials for proving necessary MIS (to be intimated separately) of the progress of the Nationwide DLC Campaign 2.0

- Nominate nodal officers for providing technical support on phone in case of any technical glitches faced on the Jeevan Pramaan App.
- Ensure a robust working Jeevan Pramaan App during the Campaign period devoid of any bugs.
- Coordinate with the DoPPW officials incharge of the Campaign in the region.

➤ **Role of MoI&B / PIB / DD / AIR**

- Nominate Nodal Officers not below the rank of Dir/DS to coordinate with the concerned DoPPW official.
- Conduct local awareness publicity through media both prior, during and after the event.
- Conduct a Mid-Campaign media conference.
- Nominate a nodal officer each for PIB & DD.
- Deploy resource person for translating SOP & awareness campaign material for DLC through Face authentication in 22 scheduled languages.
- Deploy DD teams at campaign sites for detailed coverage.
- Creation of short films on Nation – Wide Campaign.
- Organize 02 Panel discussions at DD & AIR.

11. **Media Plan**

- All awareness material on DLC / Face authentication will be available on the DoPPW portal. Nodal officers can use that material for widespread awareness.
- DoPPW will release 2 print advertisements covering whole country for awareness about DLC/ Face authentication giving details of National campaign on 15th September and 15th October, 2023.
- DoPPW shall send SMS to the Central Government Civil Pensioners whose mobile numbers are available in DoPPW database in the month of October & November, 2023.
- PIB notes/ tweets will be issued for each campaign site at multiple locations in 100 cities.
- Banks will conduct an awareness Campaign in the select city in local languages in local newspapers in advance so that pensioners participate in these camps.
- DD coverage of each camp-site in all 100 cities.
- September 2023 onwards, twitter series will be launched covering DLC/Face authentication SOP, info graphics, short videos, success stories of DLC campaign 2022 for widespread awareness about DLC.
- Panel discussion by DD to be chaired by Secretary (P&PW).
- Release of DLC campaign booklet at the end of campaign.
- Mid – Campaign Press conference on 15th November, 23.
- End of Campaign Press conference on 30th November, 23.

12. For overall coordination, following DoPPW officers have been nominated:

Sl no	Name	Role	Contact details	Email ID
1	Ruchir Mittal, Director	Campaign Coordinator	011-23350012, 9754473876	ruchirmittal.cgda@nic.in
2	Ashok K Singh, US	Min/Dept Coordination	011-23310108, 8447326646	ashok.ks72@gov.in
3	Rajesh Kumar, US	Media coordinator	011-24644631, 9540623057	rajesh.kr73@nic.in
4	RamanjitKaur, Consultant	Bank coordinator	011-24644631, 9643318767	ramanjit.kaur.61@govcontractor.in

13. The above comprehensive guidelines for Nation – Wide Digital Life Certificate 2.0 for month of November are being issued to ensure saturation of use of DLC by Central Government Pensioners across India. All Stakeholders are requested to adhere to roles assigned, as above.

This issues with the approval of Secretary (Pension & Pensioners' Welfare).

Appended:

1. SOP
2. User Manual for DLC Portal



Ruchir Mittal
Director, DoPPW
Tel.: 23350012

Email: ruchirmittal.cgda@nic.in

1. Secretary, All Min/Depts
2. All CMDs of Pension Disbursing Banks
3. Chairman, Railway Board
4. Secretary, Meity
5. Secretary Dept. of Posts
6. Secretary, Dept. of Telecommunication
7. CGDA
8. CEO, UIDAI
9. Chairman IPPB



Government Of India
DEPARTMENT of PENSION & PENSIONERS' WELFARE



One of the best practices in digital innovation
launched by Department of Pension & Pensioners'
Welfare.



Government Of India
DEPARTMENT of PENSION & PENSIONERS' WELFARE



DOPPW in collaboration with UIDAI & MIETY has launched Face Authentication technology for submission of Digital Life Certificate for enhancing “Ease of Living” of 70 lakhs Central Govt. Pensioners’.



Government Of India
DEPARTMENT of PENSION & PENSIONERS' WELFARE



DLC through Face Authentication Technology is based on Aadhaar using Android based smartphone.



Government Of India
DEPARTMENT of PENSION & PENSIONERS' WELFARE

Process of submitting Life Certificate through
“FACE AUTHENTICATION”



STEP-1

In this step, the pensioner/family pensioner needs to go to the Google Play Store and search for "Aadhaar Face RD (Early Access) Application" by UIDAI (Unique Identification Authority of India) with Version 0.7.39.



Government Of India
DEPARTMENT of PENSION & PENSIONERS' WELFARE



STEP-2

After successfully installing the Aadhaar Face RD App on the device, it will appear in the Settings under App Manager or App Info. This application is used for the background process of the Jeevan Pramaan Application, so it is mandatory to install it.



Government Of India
DEPARTMENT of PENSION & PENSIONERS' WELFARE



STEP-3

Once the Aadhaar Face RD App is installed on your smartphone/Android device, the pensioner/family pensioner needs to download another application called "Jeevan Pramaan" from the Google Play Store with Version 3.6.3.



Government Of India
DEPARTMENT of PENSION & PENSIONERS' WELFARE



STEP-4

After successfully installing both applications, the pensioner/family pensioner should open the "Jeevan Pramaan" application. They will be taken to the "Operator Authentication" screen where they have to provide their personal details as follows:

1. Click on the Aadhaar checkbox.
2. Enter the Aadhaar Number.
3. Enter the Mobile Number.
4. Enter the Email Address.
5. Click on the Submit Button.

***Please ensure that all the information provided by pensioners/family pensioners/members of family pensioners is correct as per the records.**

***All the sections marked with an asterisk (*) are mandatory to fill.**



Government Of India
DEPARTMENT of PENSION & PENSIONERS' WELFARE



STEP-5

After providing all the information, the pensioner/family pensioner needs to submit the OTP (One-Time Password) sent to their respective mobile number and email address.



Government Of India
DEPARTMENT of PENSION & PENSIONERS' WELFARE



STEP -6

After submitting the OTP, the Jeevan Pramaan App will take the pensioner/family pensioner to a screen where they have to provide their "Name" as per the records. They should click on the checkbox and then click on Scan. The app will request permission for Face Scan, and the pensioner/family pensioner should press "Yes" to continue the process.





Government Of India
DEPARTMENT of PENSION & PENSIONERS' WELFARE



STEP-7

Before the scan, the app will display instructions and guidelines for the face scan. The pensioner/family pensioner should read them carefully. Afterward, they need to click on the "I am aware of this" checkbox to continue and press proceed. The app will capture their face.





Government Of India
DEPARTMENT of PENSION & PENSIONERS' WELFARE



STEP-8

Note:-

1. The operator authentication is a one time process.
2. Pensioner can also be the Operator.
3. After operator authentication, a screen will open for pensioner authentication.
4. One operator can generate multiples DLCs of Pensioners.



Government Of India
DEPARTMENT of PENSION & PENSIONERS' WELFARE

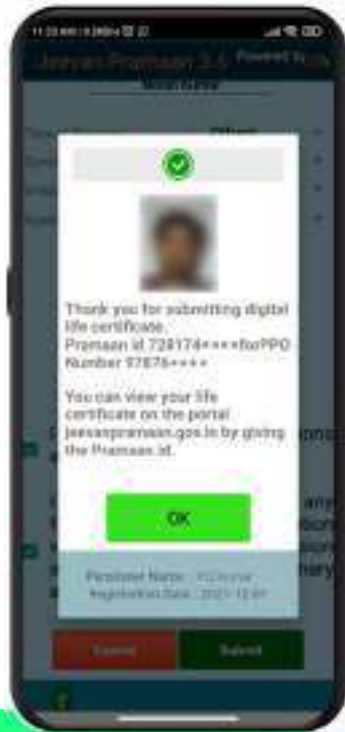


STEP-9

After successfully completing the face scan, the pensioner/family pensioner will be taken to the "Pensioner Authentication" screen. They or any family member will need to fill in the correct information as per the records. After filling in all the necessary details, they should click on the submit button, and it will generate the "DIGITAL LIFE CERTIFICATE."



Government Of India
DEPARTMENT of PENSION & PENSIONERS' WELFARE



After face scanning DLC submission appears on the mobile screen along with the Pramaan ID and PPO no.

*For queries mail us at dlc.doppw@gov.in

*Follow us Facebook and Twitter

 [@facebook.com/DoPPW.India](https://www.facebook.com/DoPPW.India)  [@twitter.com/DOPPW_India](https://twitter.com/DOPPW_India)

*DLC documentary- <https://youtu.be/nNMlkTYqTF8>



DLC Campaign Portal

User Manual

TABLE OF CONTENTS

	<u>Page #</u>
1. How to Access.....	3
2. How to Login.....	5
3. Intimation of Camp Details	7
4. Updation/Editing of Existing Camp Details.....	12

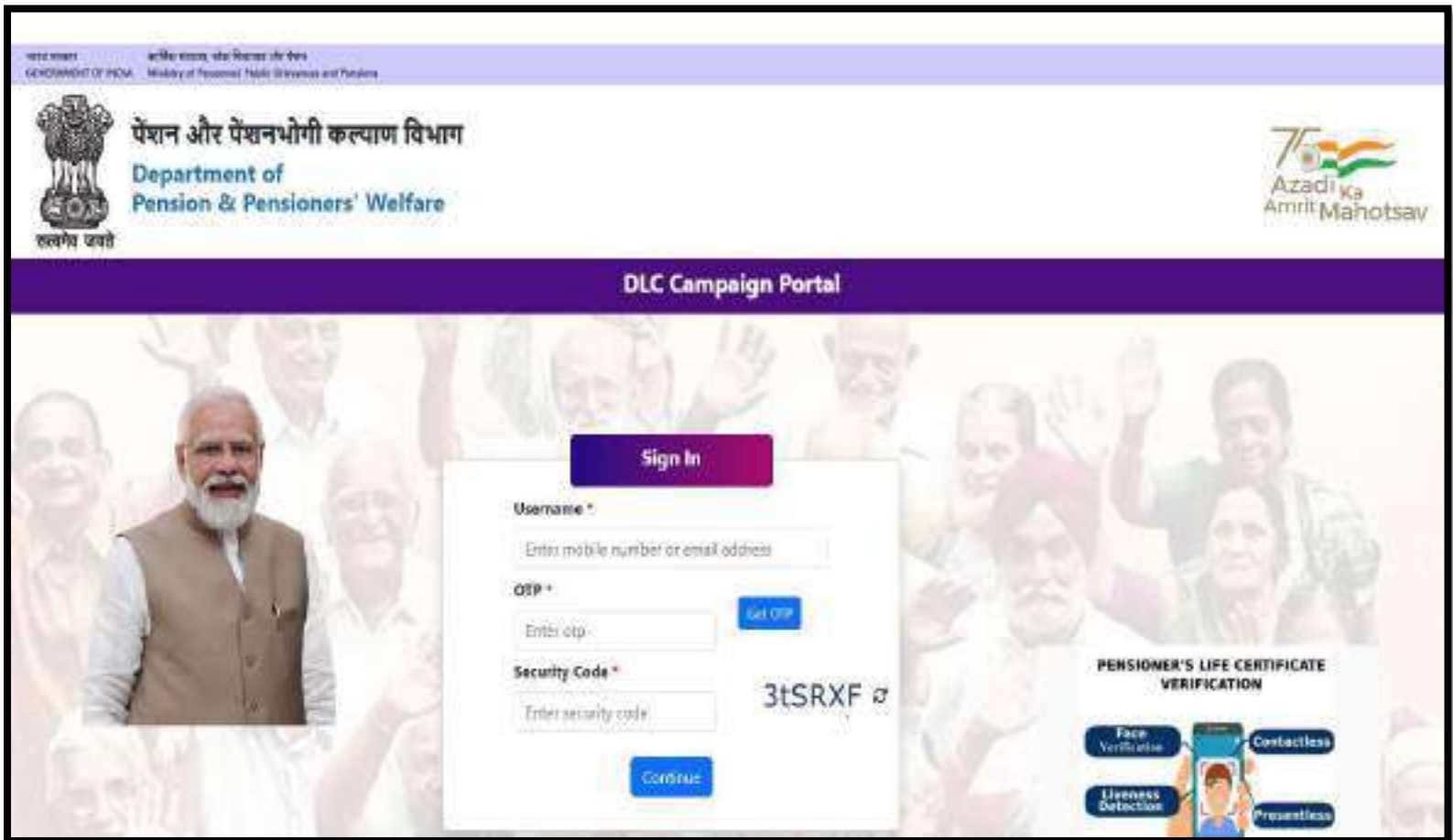
How to Access “DLC Campaign Portal”



URL: - <https://ipension.nic.in/dlcportal/>

“DLC Campaign Portal” Home Page

➤ Home Page:-



The screenshot displays the home page of the DLC Campaign Portal. At the top, the header includes the Government of India logo and the Department of Pension & Pensioners' Welfare logo, along with the text "75 Azadi Ka Amrit Mahotsav". The main heading is "DLC Campaign Portal". The central focus is a "Sign In" form with the following fields: "Username*" (with a subtext "Enter mobile number or email address"), "OTP*" (with a "Get OTP" button), and "Security Code*" (with a "Continue" button). A security code "3tSRXF" is displayed next to the Security Code field. To the right of the form, there is a section titled "PENSIONER'S LIFE CERTIFICATE VERIFICATION" with four options: "Face Verification", "Contactless", "Liveness Detection", and "Prepaidless". The background features a collage of smiling pensioners and a portrait of Prime Minister Narendra Modi.

Login in “DLC Campaign Portal” by User

➤ The user can login by using **Mobile Number** or **Email-ID**.

The screenshot shows the top header of the portal with the Government of India logo and the Department of Pension & Pensioners' Welfare. The main heading is "DLC Campaign Portal". The login form includes fields for "Username *", "OTP *", and "Security Code *". A "Sign In" button is at the top of the form, and a "Get OTP" button is next to the OTP field. A "Continue" button is at the bottom of the form. Annotations with arrows point to the "Get OTP" button and the "Enter OTP" field.

Enter Mobile Number or Email-ID.

Click on 'Get OTP' button

Enter OTP

PENSIONER'S LIFE CERTIFICATE VERIFICATION

- Face Verification
- Contactless
- Liveness Detection
- Presentless

This screenshot is identical to the one above, showing the login form. Annotations with arrows point to the "Security Code" field, the "Continue" button, and the "Click to reset the security code" link.

Enter Security Code

Click to reset the security code

Click on 'Continue' button

PENSIONER'S LIFE CERTIFICATE VERIFICATION

- Face Verification
- Contactless
- Liveness Detection
- Presentless

Steps to Login

- Enter your registered mobile number or email-id.
- Click on 'Get OTP' button to get the OTP on your registered mobile number or email-id.
- Enter the OTP which you have got on your registered mobile number or email-id.
- Enter the Security Code/Captcha.
- Click on 'Continue' button.

DLC Camp Details

- After logging in, the user will be redirected to DLC Camp Details. Here, the user needs to fill the details about DLC Camp.

The screenshot shows the 'DLC Camp Detail' form on the Government of India portal. The form includes the following fields:

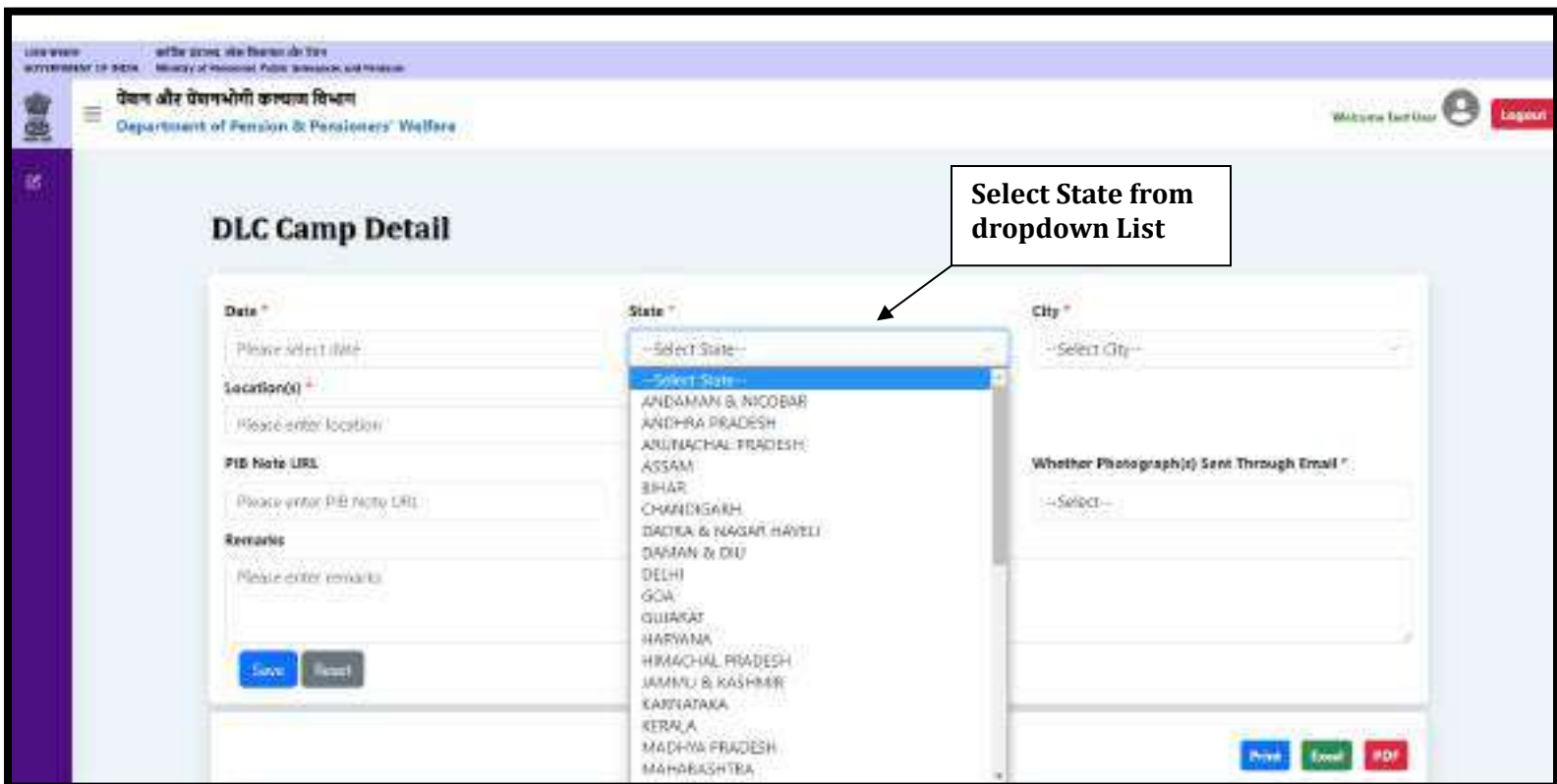
- Date ***: A date selection field with a calendar icon.
- State ***: A dropdown menu for selecting the state.
- City ***: A dropdown menu for selecting the city.
- Location(s) ***: A text input field with an 'Add' button.
- PIB Note URL**: A text input field for the PIB Note URL.
- Tweet URL**: A text input field for the Tweet URL.
- Whether Photograph(s) Sent Through Email ***: A dropdown menu for selecting the email status.
- Remarks**: A large text area for entering remarks.

At the bottom of the form, there are 'Save' and 'Reset' buttons.

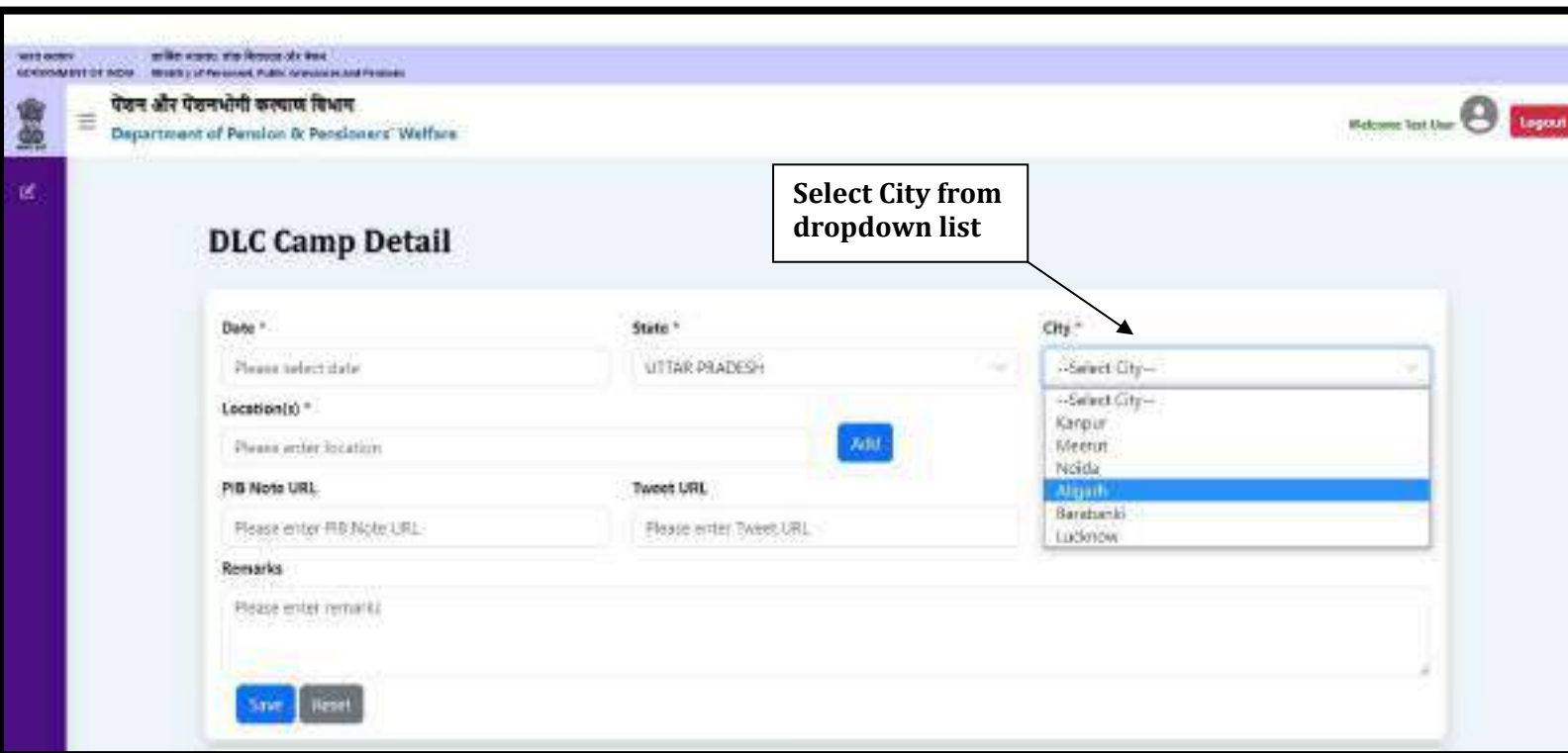
- The user can select date from the calendar.

This screenshot shows the 'DLC Camp Detail' form with a calendar popup for the 'Date' field. A callout box with the text 'Select Date from calendar' and an arrow points to the calendar. The calendar displays the month of July 2022, with the 26th date highlighted. The rest of the form fields and layout are identical to the previous screenshot.

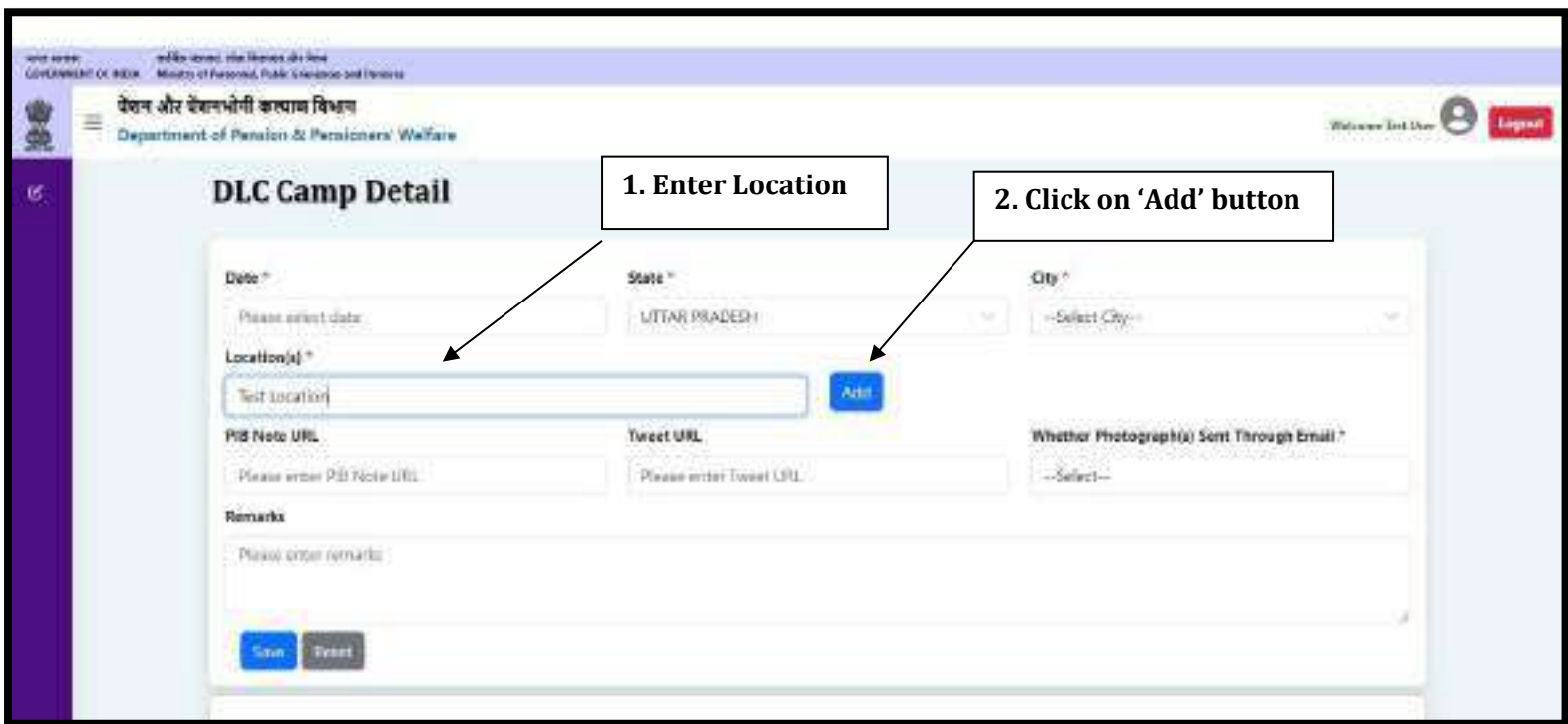
- The user can select the state from dropdown list.



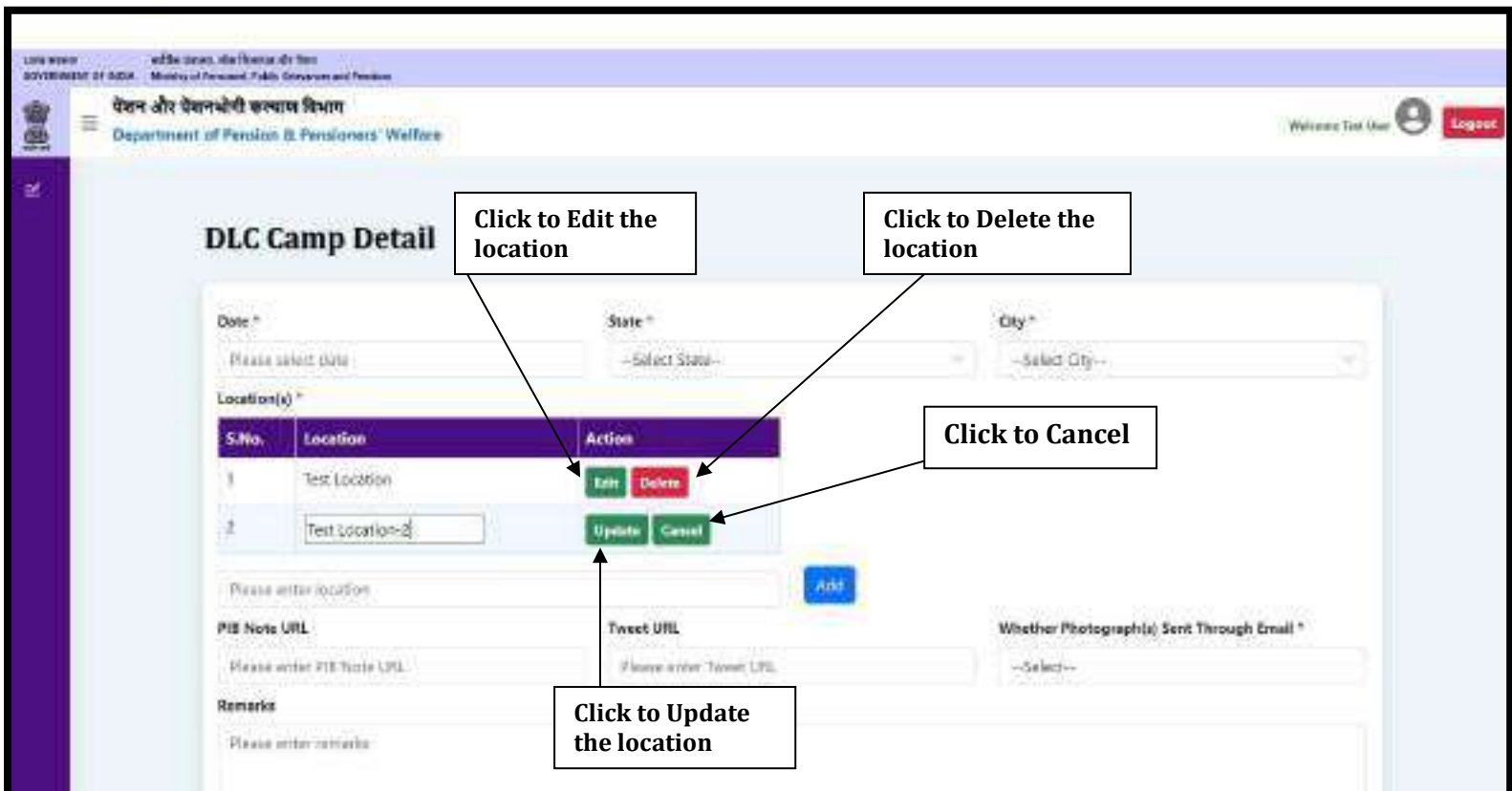
- The user can select a city from the city dropdown list, the dropdown list for the city will be populated after selecting the state from the state dropdown list.



- Enter the Location and click on the **Add** button.



- Click on the **Edit** button to edit the saved location.
- Click on the **Update** button to save the location.
- Click on the **Cancel** button to cancel.
- Click on the **Delete** button to delete the location.



- If any PIB Note URL has been issued, enter the URL in the PIB Note URL field.
- If any Tweet URL has been issued, enter the URL in the Tweet URL field.

The screenshot shows the 'DLC Camp Detail' form. The form includes fields for Date, State, City, Location(s), PIB Note URL, Tweet URL, and Remarks. There are 'Save' and 'Reset' buttons at the bottom. Two callout boxes with arrows point to the 'PIB Note URL' and 'Tweet URL' fields, with the text 'Enter PIB Note URL' and 'Enter Tweet URL' respectively.

- If you have sent the photograph(s) of DLC Camp through email on **doppw-dlc@gov.in**, then select **Yes** from the dropdown otherwise, select **No**.
- If you have any query regarding DLC Camp, then enters your query in **Remarks** field up to 500 characters.
- Click on the **Save** button to save the details.

The screenshot shows the 'DLC Camp Detail' form with the 'Whether Photograph(s) Sent Through Email' dropdown menu open, showing 'Yes' and 'No' options. Four callout boxes with arrows point to specific parts of the form: 'Any other information about Camp' points to the Remarks field; 'Please select whether Photograph(s) of DLC Camp has been sent or not.' points to the dropdown menu; 'Click on Save button' points to the Save button; and 'Click on Reset button' points to the Reset button.

- The user can see saved DLC Camp Details in the list, if the user wants to edit the DLC Camp Details, then click on the **Edit** button.

The screenshot shows the user interface for the Department of Pension & Pensioners' Welfare. At the top, there is a header with the department name in Hindi and English, and a 'Logout' button. Below the header, there is a form for adding DLC Camp Details. The form includes fields for 'Please enter PIB Note URL', 'Please enter Tweet URL', and a dropdown menu for 'Select'. There is also a 'Remarks' section with a text area and 'Save' and 'Reset' buttons. Below the form is a table of saved DLC Camp Details. The table has columns for S.No., Date, State, City, PIB Note URL, Tweet URL, Location(s), Photos Sent, and Action. There are two rows of data. The first row has S.No. 1, Date 25/07/2023, State UTTAR PRADESH, City Banbaki, PIB Note URL https://piib.gov.in/News/REbook/etaspx, Tweet URL https://twitter.com/PIIBw/login, Location(s) Loc1, Loc2, and Photos Sent Yes. The second row has S.No. 2, Date 10/07/2023, State ANDHRA PRADESH, City Visakhapatnam, PIB Note URL, Tweet URL, Location(s) Loc1, Loc2, and Photos Sent No. Both rows have an 'Edit' button in the Action column. An arrow points from a text box to the 'Edit' button of the first row.

S.No.	Date	State	City	PIB Note URL	Tweet URL	Location(s)	Photos Sent	Action
1	25/07/2023	UTTAR PRADESH	Banbaki	https://piib.gov.in/News/REbook/etaspx	https://twitter.com/PIIBw/login	Loc1, Loc2	Yes	Edit
2	10/07/2023	ANDHRA PRADESH	Visakhapatnam			Loc1, Loc2	No	Edit

Click on Edit button to edit the DLC Camp Details

Updation/Editing of Existing DLC Camp Details

- Update/Edit the desired information/details and click on the **Update** button.

The screenshot displays the 'Department of Pension & Pensioners' Welfare' portal. The form contains the following fields and elements:

- Date:** 25/07/2023
- State:** UTTAR PRADESH
- City:** Sonberail
- Location(s):** A table with 3 columns: S.No., Location, and Action. It contains two rows: Row 1 (S.No. 1, Location loc1, Action Edit/Delete) and Row 2 (S.No. 2, Location loc2, Action Edit/Delete). An 'Add' button is located below the table.
- PIB Note URL:** https://pib.gov.in/view/AllBookletczipr
- Tweet URL:** https://twitter.com/flooflogh
- Whether Photograph(s) Sent Through Email:** Yes
- Remarks:** A text area containing placeholder text: "In publishing and graphic design, Lorem ipsum is a placeholder text commonly used to demonstrate the visual form of a document or a typeface without relying on meaningful content. Lorem ipsum may be used as a placeholder before final copy is available."
- Buttons:** 'Update' and 'Reset' buttons are located at the bottom of the form.

A callout box with the text "Click on 'Update' button" has an arrow pointing to the 'Update' button.

--- End ---