



**GOVERNMENT OF INDIA  
MINISTRY OF LABOUR & EMPLOYMENT  
LABOUR BUREAU**

**Shram Bureau Bhawan, Block No. 2,  
Institutional Area, Sector 38 (West),  
Chandigarh – 160036  
Dated: 29<sup>th</sup> December, 2023**

**F.No. 5/1/2021-CPI**

**Press Release**

**Consumer Price Index for Industrial Workers (2016=100) – November, 2023**

The Labour Bureau, an attached office of the M/o Labour & Employment, has been compiling Consumer Price Index for Industrial Workers every month on the basis of retail prices collected from 317 markets spread over 88 industrially important centres in the country. The index is compiled for 88 centres and All-India and is released on the last working day of succeeding month. The index for the month of November, 2023 is being released in this press release.

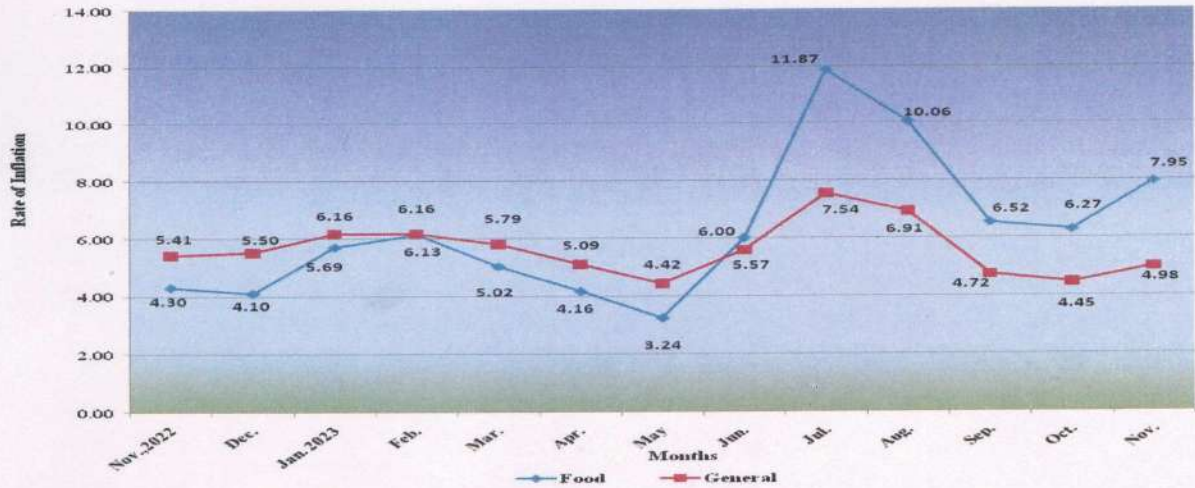
The All-India CPI-IW for November, 2023 increased by 0.7 points and stood at 139.1 (one hundred thirty nine point one). On 1-month percentage change, it increased by 0.51 per cent with respect to previous month whereas it remained stationary between corresponding months a year ago.

The maximum upward pressure in current index came from Food & Beverages group contributing 0.65 percentage points to the total change. At item level, Rice, Wheat, Wheat Atta, Jowar, Arhar Dal/Tur Dal, Urd Dal, Eggs-Hen, Gingelly oil, Coconut fresh with Pulp, Carrot, Drum-stick, French beans, Garlic, Lady's Finger, Onion, Tomato, Sugar-White, Cumin seed/Jira, Cooked Meals, Zarda/kimam/Surti/Gutka, Leaf Tobacco, Tailoring Charges, Trouser Pants readymade, Leather Sandal/Chappal/Slippers, Electricity Charges (Domestic), Books-School/ITI, Tuition and other fees-College, etc. are responsible for the rise in index. However, this increase was largely checked by Fish Fresh, Poultry/Chicken, Soyabean oil, Sunflower Oil, Apple, Banana, Grapes, Orange, Capsicum, Cauliflower, Chillies Green, Ginger, Lemon, Peas, Medicine Allopathic, etc. putting downward pressure on the index.

At centre level, Tirunelveli recorded a maximum increase of 4.1 points. Among others, 3 centres recorded increase between 3 to 3.9 points, 5 centres between 2 to 2.9 points, 19 centres between 1 to 1.9 points and 36 centres between 0.1 to 0.9 points. On the contrary, Gurugram recorded a maximum decrease of 1.5 points followed by Ahmedabad and Kollam with 1.0 point each. Among others, 18 centres recorded decrease between 0.1 to 0.9 points. Rest of three centres' index remained stationary.

Year-on-year inflation for the month stood at 4.98 per cent compared to 4.45 per cent for the previous month and 5.41 per cent during the corresponding month a year before. Similarly, Food inflation stood at 7.95 per cent against 6.27 per cent of the previous month and 4.30 per cent during the corresponding month a year ago.

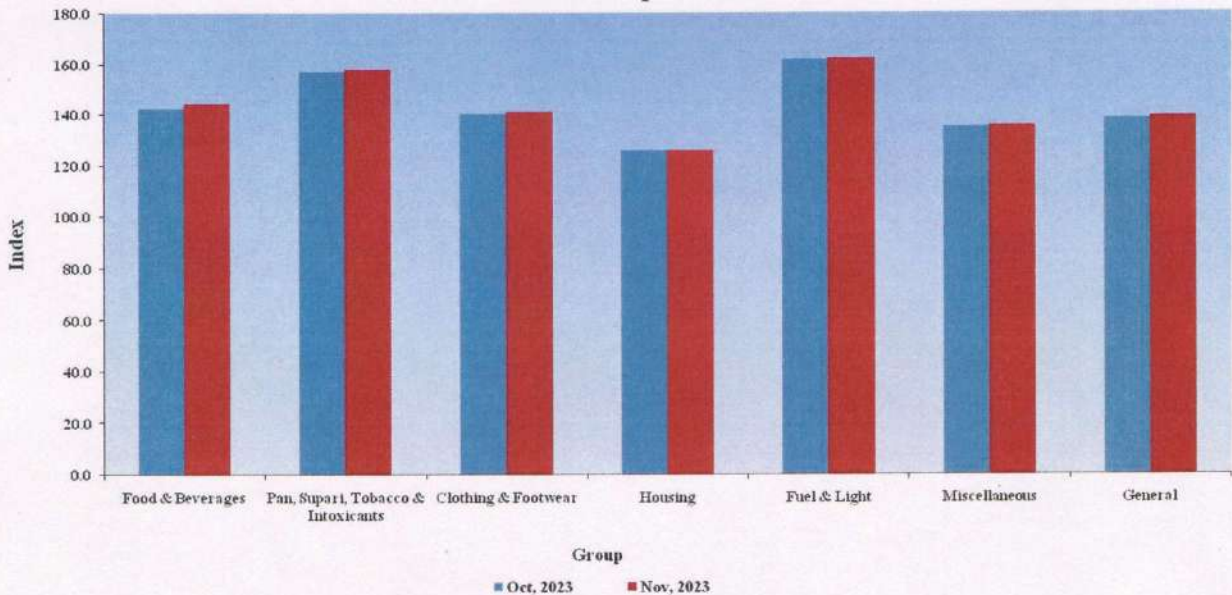
## Y-o-Y Inflation based on CPI-IW (Food and General)



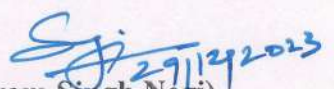
### All-India Group-wise CPI-IW for October, 2023 and November, 2023

| Sr. No. | Groups                             | October, 2023 | November, 2023 |
|---------|------------------------------------|---------------|----------------|
| I       | Food & Beverages                   | 142.3         | 143.9          |
| II      | Pan, Supari, Tobacco & Intoxicants | 157.0         | 157.7          |
| III     | Clothing & Footwear                | 140.1         | 140.8          |
| IV      | Housing                            | 125.7         | 125.7          |
| V       | Fuel & Light                       | 161.7         | 161.9          |
| VI      | Miscellaneous                      | 135.1         | 135.2          |
|         | <b>General Index</b>               | <b>138.4</b>  | <b>139.1</b>   |

### CPI-IW: Groups Indices



The next issue of CPI-IW for the month of December, 2023 will be released on Wednesday, 31<sup>st</sup> January, 2024. The same will also be available on the office website [www.labourbureau.gov.in](http://www.labourbureau.gov.in).

  
 (Shyam Singh Negi)  
 Deputy Director General